

Training for parish Teams



[http://vencuentro.org/wp-
content/uploads/2016/
11/V-Encuentro-
Guide-English.pdf](http://vencuentro.org/wp-content/uploads/2016/11/V-Encuentro-Guide-English.pdf)

The 5 Sessions in the Guide follow the method
See, Judge, Act, Celebrate, and Mission
Why do we follow such methodology?



- Because it was the method used in the previous Encuentros
- Because it is efficient and simple
- Because it begins with reality and takes us to action
- This methodology fosters transformation

To See

is more than taking a look at something



It's paying attention to what is happening

It's a fuller and more profound observation.




One must ask God, as the blind man, for the grace to see. Instead of thinking that, “I already know because I looked once”.




- To see makes us uncomfortable, moves us out of our comfort zone.
- To see can be painful
- To see challenges us
- To see makes us reflect: Not only what happens but Why is it happening?

To Judge (To Think)



- It is a reflective step
- To go deeper and to ask ourselves questions
- To ask more questions and to find out
- It involves personal, communal and ecclesial dimensions and requires to consult the Gospel and the Church teaching

It directs us to action



- To put our hands on the pot
- To look for answers to the problems
- To apply what we have learned
- To be practical and realistic



To Celebrate



- The way Jesus celebrates, with prayer and thanksgiving
- To celebrate in an encounter with our community
- With gestures, symbols, songs, prayer and contemplation, which express our relationship with God

Mission



From our awareness of being sent as witnesses to a bigger horizon

Sharing the Gospel with words and actions

Communities united by the Joy of the Gospel

Facilitating the V Encuentro Sessions

Forming Missionary Disciples!




V ENCUENTRO

DISCÍPULOS MISIONEROS: TESTIGOS DEL AMOR DE DIOS
MISSIONARY DISCIPLES: WITNESSES OF GOD'S LOVE

Logistics of Parish V Encuentro

- **5 Sessions** – weekly, biweekly, other
- Lent? Easter? **Complete first half of 2017**
- **7 to 12 members ideal**
- Meet in homes, parish grounds, schools, prisons, offices, funeral homes, parks, community rooms, hospitals...
- **Two hours per session**
- **Music** found at www.vencuentro.org and/or diocesan and parish suggestions

Facilitators responsibilities



1. **Create an inclusive and helpful environment** for the group
2. Keep discussions constructive and positive. **Invite and encourage all participants to share** at least once before inviting participants to share again.
3. **Prepare and distribute the required symbols** and other materials, (banner and backpack offerings) needed for each session
4. **Record participants lists and information**, keeping confidentiality and privacy
5. **Keep the Pastor or Pastoral Coordinator informed** and send a final report to the diocese,

You're Invited!

Facilitating a Conversation (Dialogue)

1. Create an inclusive environment

- **Invite participants to introduce** themselves.
- **Share expectations** for effective dialogue.
- **Invite everyone to express their opinions and thoughts.**
- **Allow for the sharing of alternate views.**
- **Treat participants with respect and consideration.**
- **Be aware of barriers to sharing** (cultural, social, experiential, etc.)
- **Invite and encourage all participants to share** at least once before inviting participants to share again.
- **Avoid monopolization of conversation** from an individual

You're Invited!

Facilitating a Conversation (Dialogue)



2. Keep discussions constructive and positive

- **Stay centered on the topic.**
- **Follow the process** indicated for each session.
- **Keep the group on task.**
- **If the group starts to veer in the direction of negativity and/or pointless venting, ask them how they would like to address this.**
- **Request respect** if participants challenge others' ideas.
- **Ask dominant participants** to allow others to speak.
Did everyone get a chance to speak before I do again?

Facilitating a Conversation (Dialogue)


3. Encourage participation

- **Do not be the first one to respond to a question!**
- **Invite the quiet participants to contribute without forcing them.**
- **Encourage others to add their reactions or ideas to build on previous comments.**
- **Revisit past contributions and incorporate them into subsequent discussions.**
- **Do not be afraid of silence. Allow for it.**
Rephrase questions, summarize sharing, ask:
What are you thinking? What are your feeling?



Session 1: Called to a Loving Encounter with Jesus in the Church*****

- Symbols and Supplies: (adaptable)
 - Nametags
 - Image of a Path in center
 - Blindfolds (one for each participant)
 - Basket with Wristbands
 - Music and player/speakers (Resources/Music)
 - Prayer (Celebrate)
 - **Blindfold (one sample or for each person)**
 - Small pieces of **paper and pens**



www.vencuentro.org/v-encuentro-documents/music/

Session 1

<p>I. Called to an loving encounter with Jesus in the Church</p>	<p>To venture to go out evangelizing without words</p>	<p>To See: Identifying the bonds ... The initiative of Jesus to approach is personal and communal To Think: How Jesus makes himself present: past - present To act: to evangelize without words Celebrate: the way Page 16 Going out: Identify fields. Start with observa-tion and start the consultation</p>	<p>Observe our social environments. Enter any of the fields or environments. Pray to discern where and with whom. Choose someone.</p>	<ol style="list-style-type: none">1. As a Catholic what brings you happiness?2. What are your fears and worries? Inside or outside the Church3. What actions show you that you parish is evangelizing without words?4. Which Catholic traditions and celebrations do you value the most?
--	--	---	---	---

Session 2: With Words and Actions: Do It!

- Symbols and Supplies

- Nametags
- Chairs in a circle
- Image of a Path
- **Bottle of Water** (for each participant)
- Music and player/speakers
- Prayer (Celebrate)



- Clear bowl with water
- Green plant with leaves
- Containers that workers or immigrants use for water
- Soft music sounds of water flowing
- Bottle of water for each participant
- Music and player/speakers




Session 2

<p>II. With words and actions: Dare to do it!</p>	<p>To face the difficulties and trials as Catholics in the USA, and to encourage the need for an outgoing church.</p>	<p>To See: Identify the current challenges (personal and of the community) Jesus gets involved, me too, but you have to know how to listen To think: A Friend encounters in the difficult moments. Our people have experienced that and our faith has been the source of strength. To Act: Getting involved without fear, with determination, trusting God ... To Celebrate: Lord, give us your water Going out: daring to overcome barriers and challenges</p>	<p>Approach the person with genuine interest. Start a respectful dialogue. Express interest in understanding their environment. Inviting the person to identify a periphery and reflect on the struggles that exist there.</p>	<ol style="list-style-type: none">1. Describe 3 unmet expectations of Hispanic people in the US2. What does the parish do that expresses genuine interest in the struggles people face? How do Catholics find strength to overcome their struggles?3. Identify outreach ministries that offer accompaniment. If none, what ministries of accompaniment would you like to see?4. Identify 3 hopes of Hispanics from different generation or ages
---	---	---	--	--

Session 3: Walking Together with Jesus

- Symbols and Supplies
 - Image of the Path in the center
 - On a table
 - Bible
 - Basket with V Encuentro Wristbands
 - Music and player/speaker
 - Prayer (Celebrate)
 - Lit **candles**
 - **Flowers**
 - **Incense**
 - **Table with Bible and wristbands**
 - **Music** and player/speaker



Session 3

<p>III. Walking Together with Jesus</p>	<p>To deepen our call to be missionary disciples.</p>	<p>To See: Our people participate in the cross, but the risen one invites us to understand its meaning To think: Jesus explains: we must die to live based on the Word. Jesus urges us to understand our life's purpose. As disciples, the night terrifies us and we want Jesus to stay with us.</p> <p>To Act: Inviting Jesus personally and in community To Celebrate: Ritual pages 31-32</p>	<p>Maintain relationship with the person with various gestures. Intentionally seek for a moment to express something about the Word of God.</p>	<ol style="list-style-type: none">1. What role does Scripture play in your life and that of your family? Give examples2. What opportunities does your parish offer for your continual encounter with Jesus?3. In what ways has your parish called you to be a missionary disciple.4. How have the sacraments impacted your life and the life of your family? Give examples
---	---	---	---	---

Session 4: Bearing Fruits of New Life

- Symbols and Supplies
 - Image of a path in the center
 - **Candle**
 - Basket with **bread**
 - Music and player/speakers
 - Prayer (Celebrate)
 - A **candle** placed high
 - Basket with enough **bread** for all participants
 - **Tea light candles** for all participants
 - **Music** and player/speakers



Session 4

<p>IV. Bearing fruits of new life</p>	<p>Getting ready for the evangelizing mission and consultation in the peripheries.</p>	<p>To See: take into account how the Hispanic people with what little they have has multiplied blessings like yeast. Despite our limitation, we have flourished. To think: The demanding call to bear abundant fruit. Apply to ourselves the rule that the tree is known by its fruits ... The Eucharist nourishes us for this task. To Act: Align our actions to the merciful action of Christ. To Celebrate: The light does not go out, the bread comforts us Page 40 Going out: Walking with the people</p>	<p>Take on an initiative to help in solidarity to a greater reality. Identify potential resources. Let people know about Church organizations. Invite people who are actively involved in the peripheries to give testimony to our groups about how much can be done.</p>	<ol style="list-style-type: none"> 1. How do you live your baptismal call to be a missionary disciple? 2. In what ways have you responded to Pope Francis' call to respond to the needs of society in light of our Catholic identity? 3. Name some examples of acts of mercy that you see the parishes offer and have worked well 4. What kind of hospitality does our parish offer? Identify 3 actions that express a welcoming attitude. Is this enough? Is that what people expect?
---	--	--	---	--

Session 5: Celebrating the Joy of Being Missionary Disciples

- **Symbols and Supplies**

- **Image of the Path in the center**
- **Basket with the V Encuentro Crosses**
- **Candle and Open Bible**
- **Prayer**

- **Large Cross**
- **Side table with wreath of flowers and white cloth**
- **White paper cross and pens**
- **Tape**



Session 5

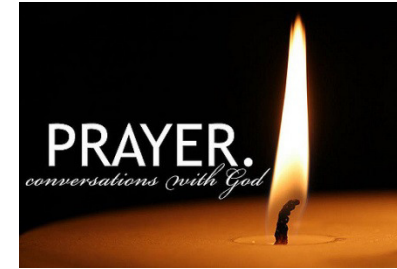
<p>V. Celebrating the joy of being missionary disciples</p>	<p>To celebrate and deepen the strength we find in celebrating with gratitude and joy for life. Sum up the experience and the results of the consultation process and determine its pastoral implications.</p>	<p>To See: The Encounter with Christ quenches all fear, returns joy and promptness. Identify the blessings received that have led us to "have a party" about it. To think: The Eucharist is the highest festive expression of our communities. Have we found in the Eucharist nourishment and the enthusiasm to go out in mission? There are many fears that we still need to let go to be able to become a community. To Act: Community of missionary disciples in everything we do To Celebrate: With The Cross we will win p.48 Going out: The firm resolution to proclaim the gospel</p>	<p>To continue evangelizing and preparing the parish Encuentro</p>	<ol style="list-style-type: none"> 1. Share 3 main blessings that people you encountered during this process, recognized in their lives 2. What actions will you take to be an evangelizer, from now on? 3. What insights do you see unveiling in the Encuentro process? 4. Point out 3 celebrations that you think are key to pass on our faith to the new generations.
---	--	--	--	--

Leading a Group in Contemplative and Reflective Prayer



- **Reflection**
 - **The opportunity to pause, quiet ourselves and review what is before us and what is inside us**
 - **Non-judgmental way of perceiving in which we become more present to our Encuentro experience.**
 - **We listen to our experience, paying attention to how it is speaking to us and to what is occurring within us and the group.**

Leading a Group in Contemplative and Reflective Prayer



- **Prayer**
 - **A turning toward God through the words we are sharing with an open heart.**
 - **In prayer, we become more aware of God's presence in the Encuentro and we seek a deeper understanding.**
 - **Praying as a group also opens us to a great appreciation of God's presence in our ministry, and inspires us to act as a community.**

Leading a Group in Contemplative and Reflective Prayer



- **Contemplation**
 - **Clearing the mind of outside concerns so that God's voice may more easily be grasped and be united with the movement of the Spirit within oneself and the group.**
 - **The necessary silence, waiting to and listening to hear from God.**

Leading a Group in Contemplative and Reflective Prayer



- **Role of the Spiritual Leader**
 - Leading a Group in **Faith Sharing**
 - **The role of the facilitator is one of sharing shortly of his/her faith and to listen and encourage by inviting group members to participate.**
 - **The facilitator does not provide answers to personal faith questions participants might have.**
 - **The facilitator is not a teacher who instructs, nor a judge who renders verdicts, or a counselor who provides spiritual or moral guidance.**
 - **Remind all of the importance of maintaining confidentiality so that a trust level grows in the group and all are respected.**

Facilitator Best Practices




- Spend time in prayer before each session.
- **Read the entire content of each session before meeting with the small group.**
- **Assign adequate time for the completion of each of the five moments of the session.**
- Develop a strategy to facilitate the conversation.
- Confirm that the number of symbols to be handed out at each session matches that of the participants in your small group.
- **Test media equipment before the session.**



- **Facilitator Best Practices cont.**
- **Arrive at least 15 minutes before** your small group meets to prepare the sacred space.
- Make sure that the **meeting space is free of interruptions and noises** that will distract.
- **Offer a warm welcome** to every participant in your small group. **Nametags** if needed.
- Make sure that the **interaction among the group is always inviting, welcoming, respectful and affirming.**
- At the first session, **ask all participants for their preferred contact method** (email, text, etc.).
- At the end of each session, **thank all participants, and remind them of the day and time of the next meeting.**

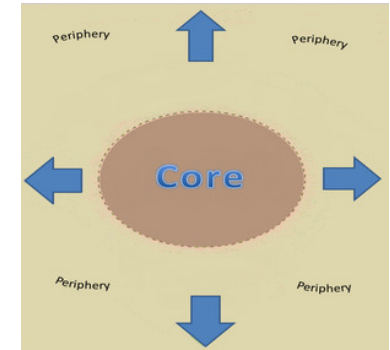
Missionary Activity



- The **V Encuentro** embraces a spirit of the New Evangelization and the vision of **a Church that goes forth and reaches out.**
- At the **end of each session**, all participants are invited to take part in a simple **missionary action.**
- This action is an opportunity to **witness one's identity as a missionary disciple of Jesus Christ.**
- Also, it is an **invitation to go into the peripheries** of our Church and our society.


The Periphery?

- Places where our sisters and brothers are vulnerable, excluded, treated as outsiders, living in fear, isolated, ignored, invisible.
- Pope Francis reminds us that as baptized Christians, Catholics must embrace the call from Jesus Christ “to go forth from our own comfort zone in order to reach all the ‘*peripheries*’ in need of the light of the Gospel.”
- Each community, each family, each person **identify the immediate peripheries** and then **go and meet people there** with a message of love and hope in a spirit of accompaniment.
- Many Hispanic Catholics—as well as other Catholics—live in the peripheries of our Church and society.
- We are called to bring the light of the Gospel to them.



10 Tips for Missionary Activities

1. Choose your **missionary partner**.
The Lord sent his disciples in pairs (Lk 10:1).
2. **Pray for wisdom** before going to visit someone.
Pray in thanksgiving after returning.
3. If you are **reaching out to people you know**,
contact them in advance of the visit.
4. If you are going to the **periphery**, **engage people in a natural and polite way**,
showing authentic interest in getting to know them.
5. **Bring some information** about your parish or faith community to share.



10 Tips for Missionary Activities cont.

6. **Be respectful.** Avoid entering into controversies.
7. **Use the questions in the *Mission and Consultation Journal*.**
Then, listen... listen attentively and lovingly.
8. **Keep the conversation short.**
9. **Write a few notes** and respond to questions in the *Mission and Consultation Journal* after your return.
10. **If you have any questions, consult with the leaders of the V Encuentro team in your parish or faith community.**

RESPECT

Possible Scenarios - Visitation

- We are a new Catholic family in the area...
- I am no longer a practicing Catholic...
- I am angry at the Church because...
- I am too busy at this time to talk...
- I am not a Catholic and I practice my faith at...
- I do not go to any church...
- Why are you visiting me?



JOURNAL

- During the first session each participant will be invited to keep a journal. We will prepare one for you.
- **Will be helpful to reflect along the sessions on your encounters with others, your experience and prayer, and conversations with your family, those you have met, other missionary disciples and the Parish team**

Coming soon

- **We are preparing a V Encuentro backpack.**
- **Will have things you might need during this journey.**
- **We will try to add some for each session**
And wish you Bon voyage,
- **A blessed journey with Jesus.**

QUESTIONS?



V ENCUENTRO

DISCÍPULOS MISIONEROS: TESTIGOS DEL AMOR DE DIOS
MISSIONARY DISCIPLES: WITNESSES OF GOD'S LOVE



God of Mercy,
You that went out to encounter the disciples
on the way to Emmaus,
grant us a missionary spirit
and send us forth to encounter our brothers and sisters,
to walk along beside them,
listen to their hopes and dreams,
rekindle their faith with the fire of your Word,
prepare them to recognize you in the Eucharist
and send them as missionary disciples
to share the joy of the Gospel to present and future generations
of every race, language and culture.
We ask you this from our burning hearts filled with the Holy Spirit,
in the Name of your beloved Son
and through the intercession of our Mother, Mary of Guadalupe
Star of the New Evangelization
Amen.